


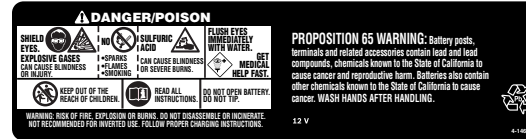
5



Storage and Maintenance

- Always store your batteries FULLY CHARGED.
- Check all stored batteries once a month and recharge as needed.
- Fully charged Sealed VRLA Gel and AGM batteries can hold a charge for up to 6 months, however, they should always be charged before use.
- When storing a power chair or scooter for more than 2 weeks, charge the batteries first and then disconnect them for storage.
- Avoid hot and cold extremes when storing.
- Sealed VRLA Gel and AGM batteries require no watering. Any performance related issues should be handled by a properly trained wheelchair or scooter technician.


6



Safety

Batteries can be hazardous.

- Dropping a tool or touching a watch or bracelet across the terminals can result in an electrical shock, sparks, smoke, fire and even an explosion. Use extreme caution around exposed battery terminals.
- Battery posts, terminals and related accessories contain lead and lead compounds, and other chemicals known to the state of California to cause cancer and birth defects or other reproductive harm. Wash hands after handling.
- BE CAREFUL! Batteries produce explosive gases. Keep sparks, flames and cigarettes away from batteries at all times. ALWAYS wear safety glasses and a face shield when working on or near batteries. Ventilate well. Do not install in an airtight container.
- DO NOT ATTEMPT TO OPEN THE VENTS ON TOP OF THE BATTERY.
- All old batteries are considered “hazardous material” and must be recycled through an approved agency to prevent improper disposal. Lead-acid batteries are virtually 100% recyclable. Be sure to return your used lead-acid batteries to a retailer. In most areas it is illegal to discard such a battery in the trash.



There's Only One Place To Buy Batteries For Your Mobility Equipment.

MK Batteries are sold exclusively through Home Medical Equipment suppliers. MK does not sell direct to consumers because the best sources for your batteries are the well-trained wheelchair technicians at your local dealer. They understand your mobility equipment inside and out, know which batteries best fit your specific needs, and can most accurately determine when and if battery replacement is necessary.

For quality MK Battery products and peak performance, visit your local authorized retailer.



©2019 MK Battery

LIT-HME1017 11/19



Battery Care and Maintenance Guide

Thank you for selecting MK Battery as the power source for your equipment. For over 35 years, MK Battery has set the standard for Genuine Gel Technology and AGM batteries used in power mobility devices which is why leading manufacturers, worldwide, trust MK as their source for powering their wheelchairs and scooters.

This Guide will help you maximize your battery's performance for long-life, safety and peace of mind.



1



Battery Installation

- Always have your batteries installed by a properly trained wheelchair or scooter technician. They have the necessary training and tools to do the job safely and correctly.
- Wheelchairs and scooters typically require two batteries with a 24-volt series connection. Never mix and match different battery manufacturers, sizes or technologies, or use batteries that do not have similar date codes. Never mix Gel batteries with AGM batteries.
- Always fully charge batteries prior to use.
- Follow installation and start-up instructions provided by the mobility equipment manufacturer.

2



MK Genuine Gel Break-In Period

Active users of power wheelchairs cycle their batteries daily (deep cycling). This stringent application requires a unique battery design that will sometimes compromise initial capacity in return for longer battery life. MK Gel battery performance improves once the battery has been cycled (discharged and recharged) 15-20 times. This break-in period is necessary to fully activate the battery for maximum performance and longevity. Thus, range and running time of your mobility device will initially increase with use.

3

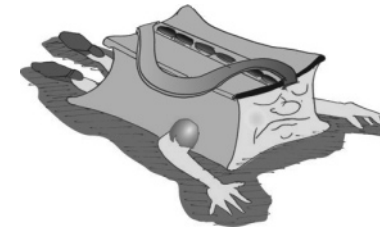


This sticker is available through your local power mobility retailer.

When to Charge?

- Charge daily and for as long as possible, even on days with low usage.
- The charger supplied with your mobility equipment should fully charge your batteries overnight. Overcharging is not a problem with today's smart chargers as they are voltage limited and shut off automatically.
- Chronic undercharging is a common cause of sulfation and reduction in capacity, shorter run times, and premature battery failure. Daily charging for the longest amount of consecutive hours possible is required. Minimum charge time of 8 hours is recommended to return 80% of the capacity of the battery. To return 100% of the battery's capacity, additional charge time may be required. To regain lost capacity due to chronic undercharging and to enhance battery life, it is recommended that a 12-hour charge be performed at least once each week.

4



Proper Charging Guidelines

- Use the equipment manufacturer's automatic charger for all routine charging.
- Never use an automotive trickle type or wet type charger on Sealed VRLA Gel or AGM batteries as doing so will damage your batteries.
- The harder a battery has to work, the shorter its life expectancy. Longer use typically means longer recharge times.
- Avoid ultra-deep discharges and never drain your batteries completely. Draining your batteries completely may result in your charger not being able to charge your batteries.
- Charge your batteries immediately after use. If unable to charge immediately, do not leave your batteries in a discharged state for more than 24 hours. Batteries should be charged daily to a full state of charge regardless of the amount of time the batteries are used.
- We recommend the following guidelines for charging. Use a 2 amp charger for batteries between 7-18 ah. Use a 5 amp charger for batteries between 20-45 ah. Use an 8 amp charger for batteries between 50-79 ah. See the below table.

Battery Size	MK Charger	Description
7-18 Amp hours	LS24/2	24 volt 2 amp automatic charger
20-45 Amp hours	LS24/5	24 volt 5 amp automatic charger
50-79 Amp hours	M-D-EN0801	24 volt 8 amp automatic charger