

# Deka® High Rate

## HR3000

### ■ Exclusive IPF® technology optimizes power capacity, cell consistency, and long-term reliability

- Advanced AGM technology for superior high-rate power
- Puncture resistant micro-porous glass mat separators extend life
- Reinforced case resists bulging and meets safety requirements (UL 94 V-0)
- Case & cover heat sealed and 100% tested to prevent leaks
- Epoxy-sealed posts eliminate leaks
- Flame arresting, low pressure, self-sealing valves are 100% factory tested
- Computer-aided design and manufacturing control processes and standards to ensure quality products
- All batteries meet or exceed IEEE recommended practices
- Battery design and construction meet UL recognition requirements
- Plate thickness optimized for long life
- Guaranteed 100% initial string capacity when tested in accordance with IEEE 1188



### SPECIFICATIONS

**Nominal Voltage:** 12-Volts

**Rating:** 310 Watts/Cell @ 15 min. rate to 1.67 V.P.C.

**Positive Plate:** >98% Pure lead with tin-calcium alloy

**Negative Plate:** Pure lead, calcium alloy

**Post Seal:** Epoxy-sealed

**Terminal:** Top access, 1/4" – 20 threaded insert

**Case/Cover:** Flame-retardant, polypropylene – UL 94 V-0/>28% L.O.I.

**Safety Vent:** Low positive pressure, self-sealing w/ flame arrestor

**Float Voltage:** 2.25 V.P.C. ± 0.01 V.P.C. @ 77°F (25°C)

**Design life:** 10 years in float applications @ 77°F (25°C)

**Dimensions:** Length - 10.20" (259.1 mm)

Width - 6.56" (166.7 mm)

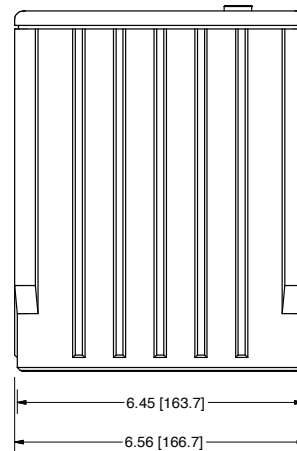
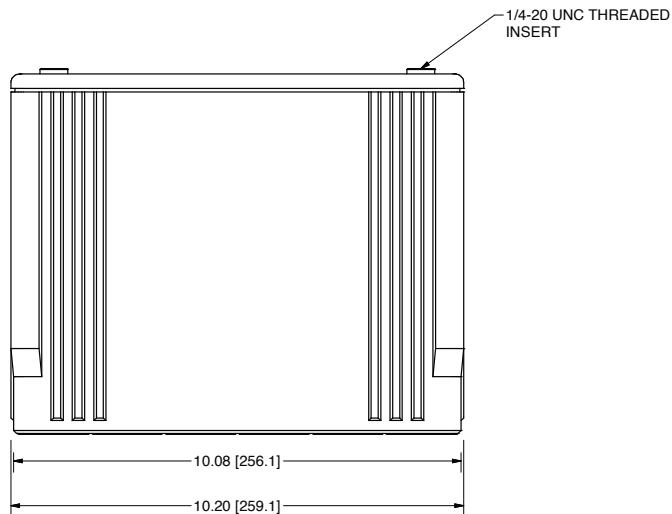
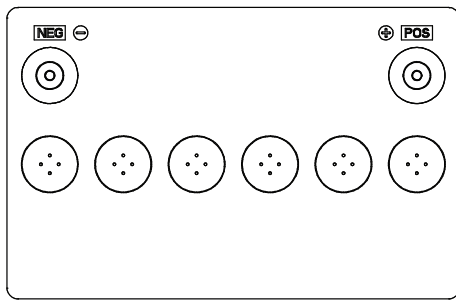
Height - 8.24" (209.3 mm)

**Weight:** 61.5 lbs. (28 kg)

### DISCHARGE RATINGS IN WATTS PER CELL @ 77°F (25°C)\*

Volts per Cell (V.P.C.)	1 MIN.	5 MIN.	10 MIN.	15 MIN.	20 MIN.	30 MIN.	40 MIN.	50 MIN.	60 MIN.
1.60	1080	610	413	316	259	190	151	124	107
1.63	1039	597	408	313	257	189	150	124	106
1.65	1005	587	404	312	256	188	150	123	106
1.67	972	576	400	310	254	188	149	123	106
1.70	924	559	393	305	250	185	148	122	105
1.75	830	519	373	293	243	182	145	120	104

\*Subject to change without notice.



#### OPTIONAL FACTORY ACCEPTANCE TESTING

- More economical than performing a load test on site
- Confirms published capacity rating of product
- Establishes a factory baseline ohmic reading
- Formal test report provided
- Contact your East Penn Mfg. representative for additional information

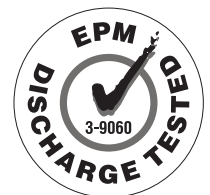
#### TESTING SPECIFICATIONS

- Exceeds IEEE-1188 standards
- 10 minute battery rate to 1.67 V.P.C.
- Constant power discharge
- String  $\geq$  100% capacity — All individual batteries  $\geq$  95% capacity
- Conductance readings taken before the test
- Battery voltage recorded on report every 2 minutes

#### INSTALLATION AND OPERATING INSTRUCTIONS

<http://www.eastpennmanufacturing.com/wp-content/uploads/High-Rate-IO-Manual-0970.pdf>

**PROPOSITION 65 WARNING:** Battery posts, terminals and related accessories contain lead and lead compounds, chemicals known to the State of California to cause cancer and reproductive harm. Batteries also contain other chemicals known to the State of California to cause cancer. **WASH HANDS AFTER HANDLING.**



[www.dekabatteries.com](http://www.dekabatteries.com)

QUALITY SYSTEM  
CERTIFIED  
**ISO 9001**  
**IATF 16949**  
ENVIRONMENTAL  
SYSTEM CERTIFIED  
**ISO 14001**

**UL**  
®  
UL Recognized Component



East Penn Manufacturing Co.

Lyon Station, PA 19536-0147

Phone: 610-682-3263

Fax: 610-682-0891

e-mail: [reservepowersales@dekabatteries.com](mailto:reservepowersales@dekabatteries.com)