



Small Sealed AGM Batteries

The Sealed Battery Specialists

4V BATTERIES

Model	Nominal Voltage (V)	Nominal Capacity (AH)			Weight		Terminal		Dimensions (Inch)			
		20hr Rate F.V. (1.75V/cell)	10hr Rate F.V. (1.75V/cell)	5hr Rate F.V. (1.75V/cell)	g.	lbs.	Type	Position	L	W	H	TH
ES4.5-4	4	4.5	4.275	3.825	652	1.43	F2	6	1.89	2.05	3.70	3.94
ES9-4	4	9	8.55	7.65	1187	2.61	F2	3	3.98	1.73	3.74	4.02

6V BATTERIES

Model	Nominal Voltage (V)	Nominal Capacity (AH)			Weight		Terminal		Dimensions (Inch)			
		20hr Rate F.V. (1.75V/cell)	10hr Rate F.V. (1.75V/cell)	5hr Rate F.V. (1.75V/cell)	g.	lbs.	Type	Position	L	W	H	TH
ES1.2-6	6	1.2	1.14	1.00	308	0.68	F1	2	3.82	0.98	2.05	2.24
ES3-6	6	3	2.85	2.55	692	1.52	F1	2	5.28	1.34	2.32	2.56
ES3-6H	6	2.8	2.66	2.4	569	1.25	F1	1	2.60	1.30	3.82	4.09
ES3.8-6	6	3.8	3.61	3.23	735	1.62	F1	1	2.60	1.30	4.65	4.96
ES4-6	6	4.5	4.275	3.825	908	2.00	F1	1	2.76	1.85	3.98	4.21
ES7-6	6	7	6.65	5.95	1312	2.89	F1	2	5.94	1.34	3.70	3.94
ES8.2-6 S	6	9	8.55	7.65	1680	3.70	F1	8	3.88	2.20	4.65	4.65
ES12-6	6	12	11.4	10.2	1990	4.38	F1, F2	2	5.94	1.97	3.70	3.90
ES12-6 RND	6	13	12.35	11.05	2179	4.79	WIRE(w50-63)	7	4.25	2.76	5.51	5.51
ES12-6 SQR	6	13	12.35	11.05	2179	4.79	WIRE(w50-54)	7	4.25	2.76	5.51	5.51
ES13-6	6	13	12.35	11.05	2179	4.79	F1-, F2+	18	4.25	2.76	5.51	5.51
ES42-6	6	42	39.9	35.7	6180	13.60	F2	14	6.38	3.46	6.42	6.69

12V BATTERIES

Model	Nominal Voltage (V)	Nominal Capacity (AH)			Weight		Terminal		Dimensions (Inch)			
		20hr Rate F.V. (1.75V/cell)	10hr Rate F.V. (1.75V/cell)	5hr Rate F.V. (1.75V/cell)	g.	lbs.	Type	Position	L	W	H	TH
ES0.8-12	12	0.7	0.665	0.595	370	0.82	WIRE(w50-10)	15	3.78	0.98	2.44	2.44
ES1.2-12	12	1.2	1.14	1.02	596	1.31	F1	4	3.82	1.69	2.09	2.32
ES1.9-12	12	2.3	2.185	1.96	1060	2.34	F1	2	7.01	1.34	2.36	2.60
ES2-12SLM	12	1.8	1.7	1.53	762	1.68	F1	12	5.91	0.79	3.54	3.54
ES2.3-12V	12	2.1	1.9	1.785	682	1.50	F13	16	7.17	0.91	2.40	2.40
ES2.9-12	12	2.9	2.755	2.465	1263	2.79	F1	13	3.11	2.20	3.90	4.21
ES3-12	12	3	2.85	2.55	1370	3.02	F1	4	5.28	2.64	2.34	2.58
ES3-12R	12	2.8	2.66	2.4	1160	2.55	F1	2	5.24	1.30	3.82	4.09
ES5-12*	12	5	4.75	4.25	1830	4.04	F1, F2	3	3.54	2.76	4.00	4.25
ES7-12*	12	7.2	6.84	6.12	2678	5.91	F1, F2	5	5.94	2.56	3.70	4.02
ES9-12	12	8.5	8.08	7.23	2980	6.38	F2	5	5.94	2.56	3.70	4.02
ES10-12S	12	10	9.5	8.5	3335	7.34	F2	5	5.94	2.56	4.41	4.65
ES12-12	12	12	11.4	10.2	3820	8.40	F2	5	5.94	3.86	3.66	3.86
ES17-12	12	18	17.1	15.3	6283	13.82	F2, F3	17	7.13	2.99	6.57	6.57
ES20-12C	12	20	19	17.0	6000	13.20	F3	10	7.13	2.99	6.54	6.54
ES26-12	12	26	24.7	22.1	9327	20.52	F2, F3	17	6.54	6.89	4.92	4.92
ES33-12	12	34	32.3	28.9	10850	23.92	F4	9	7.76	5.16	6.26	7.09
ES40-12	12	45	42.75	38.25	14109	31.04	F4	10	7.80	6.54	6.73	6.73
ES40-12HR	12	37	35.15	31.45	14640	32.28	F9	11	9.84	3.84	7.95	7.95
ES50-12	12	50	47.5	42.5	13837	30.44	F8	11	7.80	6.54	6.73	6.73

* Available In Flame Retardant Case.

AGM SPECIFICATIONS

Dimensions (mm)				Maximum Discharge Current (A) for 5 sec.	Maximum Charge Current (A)
L	W	H	TH		
48	52	94	100	180	1.35
101	44	95	102	360	2.70

Dimensions (mm)				Maximum Discharge Current (A) for 5 sec.	Maximum Charge Current (A)
L	W	H	TH		
97	25	52	57	48	0.36
134	34	59	65	120	0.90
66	33	97	104	112	0.84
66	33	118	126	152	1.14
70	47	101	107	180	1.35
151	34	94	100	280	2.10
98	56	118	118	360	2.70
151	50	94	99	240	3.60
108	70	140	140	520	3.90
108	70	140	140	520	3.90
108	70	140	140	520	3.90
162	88	163	170	1680	12.60

Dimensions (mm)				Maximum Discharge Current (A) for 5 sec.	Maximum Charge Current (A)
L	W	H	TH		
96	25	62	62	28	0.21
97	43	53	59	48	0.36
178	34	60	66	92	0.69
150	21	90	90	72	0.54
182	23	61	61	20	0.63
79	56	99	107	116	0.87
134	67	60	66	120	0.90
133	33	97	104	112	0.84
90	70	101	108	200	1.50
151	65	94	102	288	2.16
151	65	94	102	340	2.55
151	65	112	118	400	3.00
151	98	93	98	480	3.60
181	76	167	167	720	5.40
181	76	166	166	800	6.00
166	175	125	125	1040	7.80
197	131	159	180	1360	10.20
198	166	171	171	1800	13.50
250	98	202	202	1480	11.10
198	166	171	171	1000	15.00

BENEFITS

- Maintenance-Free
- Valve Regulated
- Rugged, Compact Design
- Multiple Applications
- Float or Cycle Use
- Low Self-Discharge
- Lead Calcium Construction
- Absorbed Glass Mat
- Tank Formed Plates

IMPORTANT CHARGING INSTRUCTIONS:

WARRANTY VOID IF OPENED OR IMPROPERLY CHARGED. Constant under or overcharging will damage any battery and shorten its life! Use a good constant potential, voltage-regulated charger. Do not charge in a sealed container.

Charging Voltage for 4V Batteries at 68°F

Cycle Use: 4.8-5.0V Standby Use: 4.5-4.6V

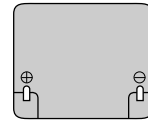
Charging Voltage for 6V Batteries at 68°F

Cycle Use: 7.2-7.5V Standby Use: 6.75-6.9V

Charging Voltage for 12V Batteries at 68°F

Cycle Use: 14.4-15.0V Standby Use: 13.5-13.8V

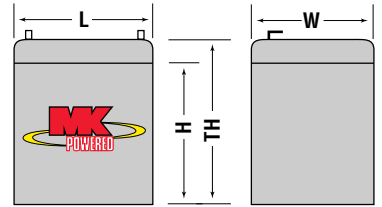
NON-SPILLABLE by DOT (Department of Transportation), ICAO (International Commercial Airline Organization), and IATA (International Airline Transport Association) definitions.



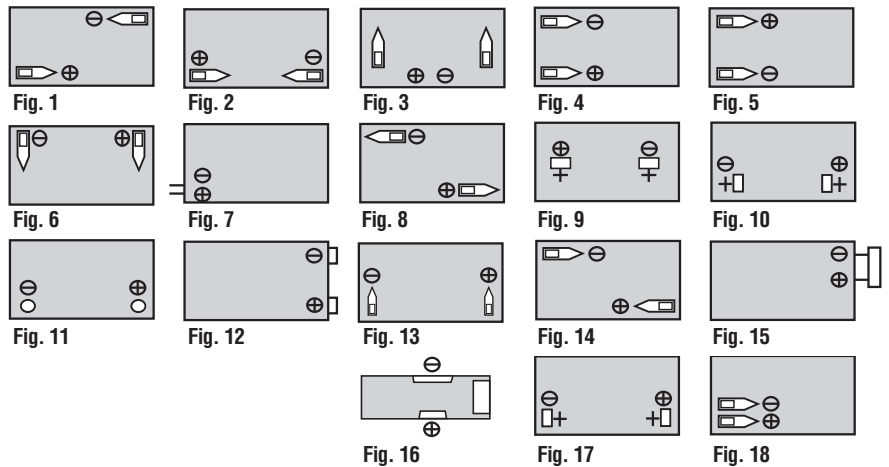
EXTERIOR DIMENSIONS

AMBIENT TEMPERATURE

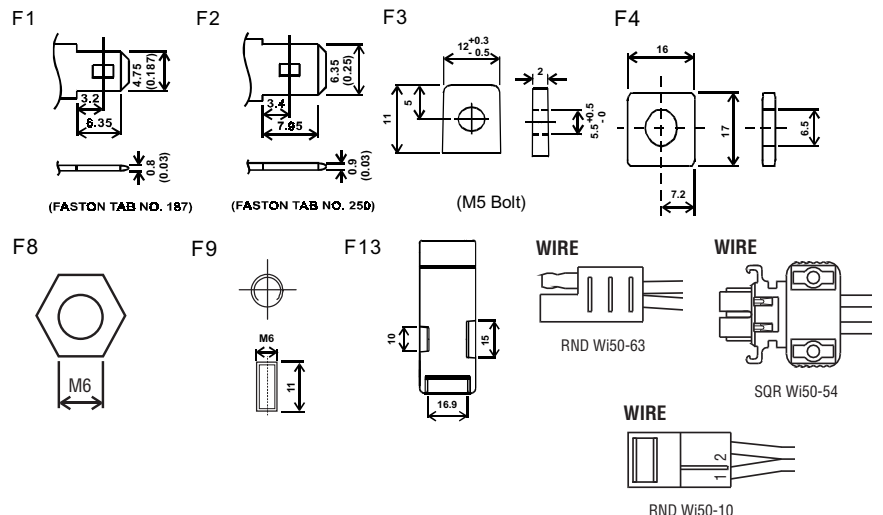
Charge	Discharge	Storage
0°C (32°F)	-15°C (5°F)	-15°C (5°F)
40°C (104°F)	50°C (122°F)	40°C (104°F)



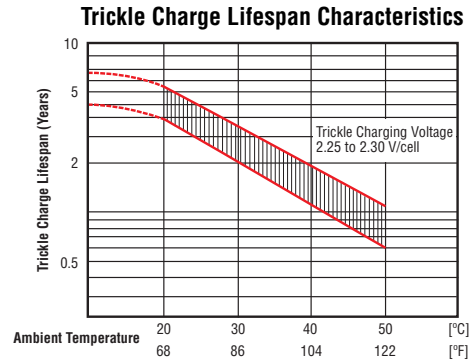
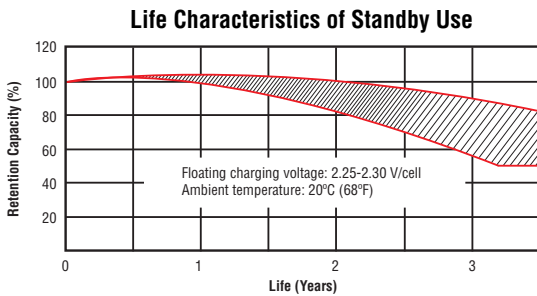
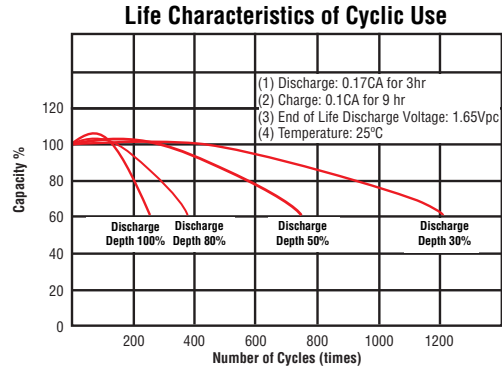
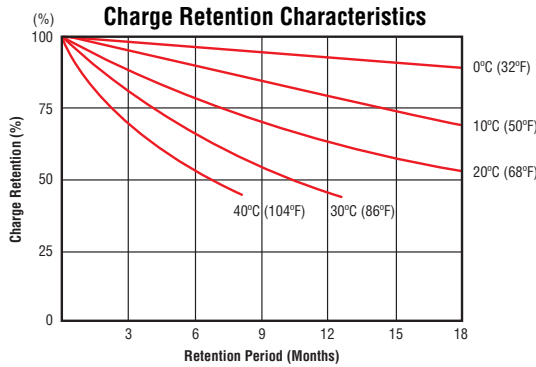
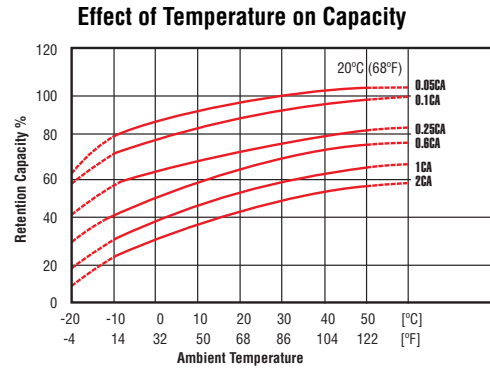
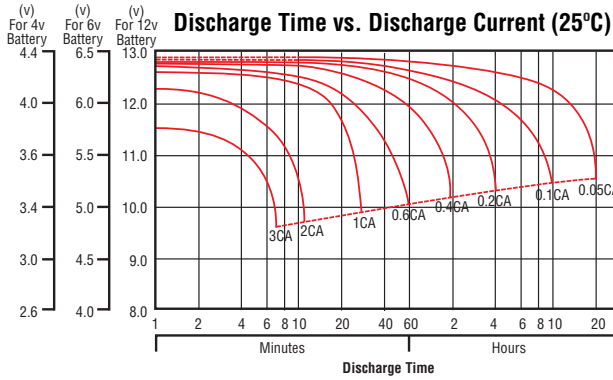
TERMINAL POSITIONS



TERMINAL TYPE MM (INCH)



CHARACTERISTICS OF MK AGM BATTERIES



YOUR PARTNER IN POWER

MK Battery is one of the largest sealed lead acid battery suppliers worldwide due to our total commitment to the following core principles:

MK Battery supplies only the highest quality batteries (gel, AGM and flooded deep cycle) that are specifically designed for our customers' many, varied applications including broadband communications, UPS (uninterruptible power supplies), power wheelchairs, telephony (valve-regulated stationary), solar, marine and electronics.

MK Battery ships fresh inventory fast, often within 24 hours, from a stock of more than 100,000 batteries in multiple distribution centers throughout the world and assists our customers with proper spent battery disposal. (Please note that violation of hazardous waste disposal laws can place heavy penalties on offenders).

MK Battery is genuinely concerned for our customers' well-being as a long-term partner... not just a supplier. MK Battery listens to our customers and delivers what you want, when you need it.



MK Battery International: UK: Unit 6B, Vernon Ct., Henson Way, Telford Way Industrial Estate, Kettering, Northamptonshire, England, NN16 8PX
Tel : +44 (0)1536 484009 • Fax : +44 (0)1536 484702 • Website: www.mkbattery.com • Email: sales@mkbattery.com

MK Battery International: Holland: Rondweg 7, 6515 AS, Nijmegen, The Netherlands
Tel : +31 24 348 3223 • Fax : +31 24 348 3839 • Website: www.mkbattery.com • Email: salescentraleurope@mkbattery.com

Products
Service
Customer Care